

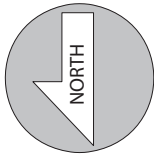
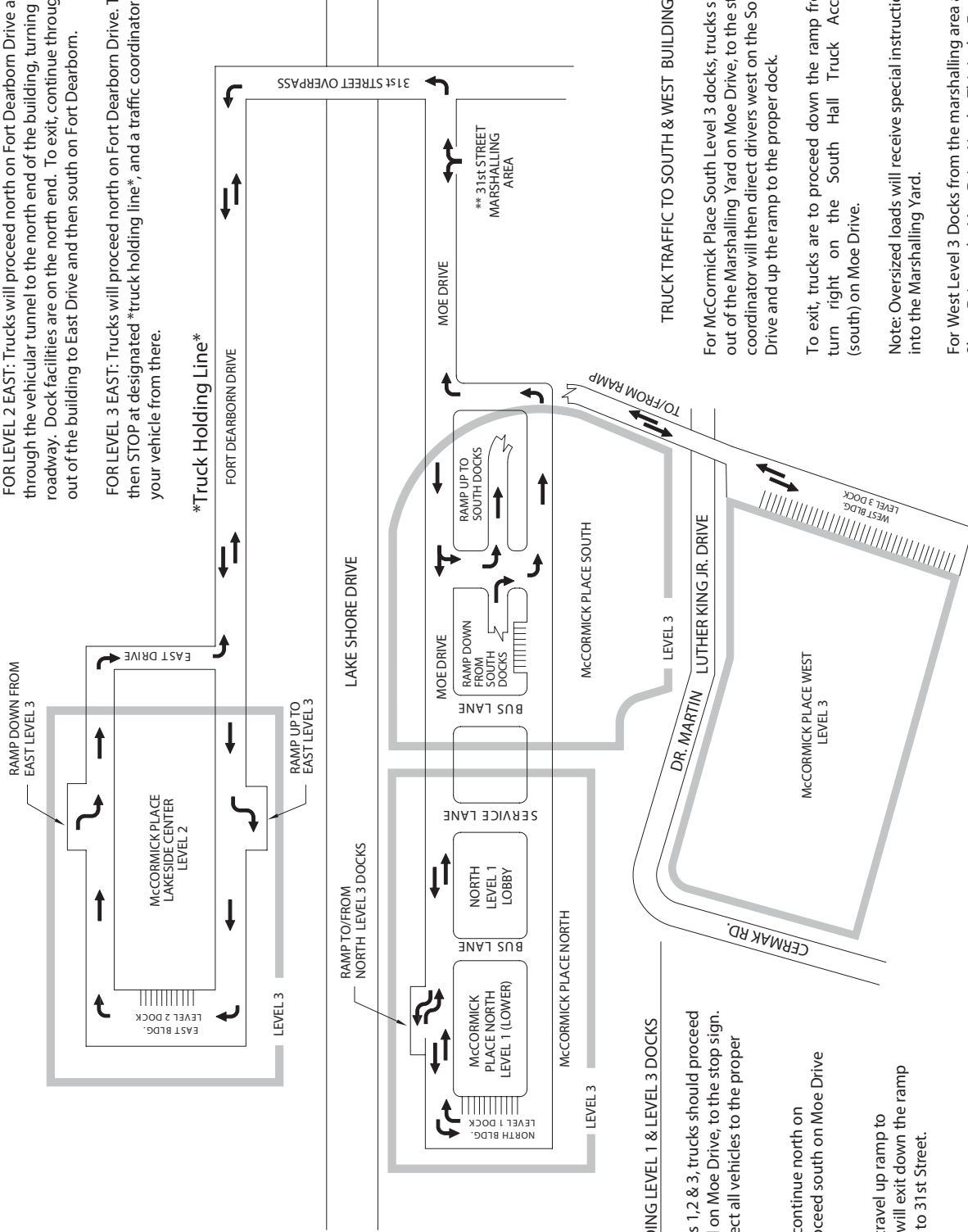
**TRUCK TRAFFIC TO LAKESIDE CENTER LEVEL 2 & LEVEL 3 DOCKS**

To reach the Lakeside Center (East Building) trucks will leave the Marshalling Yard and travel over the 31st Street Overpass to Fort Dearborn Drive.

**FOR LEVEL 2 EAST:** Trucks will proceed north on Fort Dearborn Drive and continue through the vehicular tunnel to the north end of the building, turning east on inside roadway. Dock facilities are on the north end. To exit, continue through tunnel south out of the building to East Drive and then south on Fort Dearborn.

**FOR LEVEL 3 EAST:** Trucks will proceed north on Fort Dearborn Drive. They will then STOP at designated \*truck holding line\*, and a traffic coordinator will direct your vehicle from there.

\*Truck Holding Line\*



**TRUCK TRAFFIC TO NORTH BUILDING LEVEL 1 & LEVEL 3 DOCKS**

For McCormick Place North Levels 1, 2 & 3, trucks should proceed north out of the Marshalling Yard on Moe Drive, to the stop sign. A traffic coordinator will then direct all vehicles to the proper loading/unloading area.

**FOR LEVEL 1 NORTH:** Trucks will continue north on Moe Drive. To exit, trucks will proceed south on Moe Drive to 31st Street.

**FOR LEVEL 3 NORTH:** Trucks will travel up ramp to Level 3 dock area. To exit, trucks will exit down the ramp and proceed south on Moe Drive to 31st Street.

**TRUCK TRAFFIC TO SOUTH & WEST BUILDING LEVEL 3 DOCKS**

For McCormick Place South Level 3 docks, trucks should proceed north out of the Marshalling Yard on Moe Drive, to the stop sign. A traffic coordinator will then direct drivers west on the South Hall Truck Access Drive and up the ramp to the proper dock.

To exit, trucks are to proceed down the ramp from the Level 3 docks; turn right on the South Hall Truck Access Drive and left (south) on Moe Drive.

Note: Oversized loads will receive special instructions upon checking into the Marshalling Yard.

For West Level 3 Docks from the marshalling area at 31st St. and Lake Shore Drive, take Moe Drive North. This is the Frontage Road, West of Lake Shore Drive. Follow S3 and W3 directional signs.

**\*\*Marshalling Yard Address: 3050 S. Moe Drive, Chicago, IL 60616**

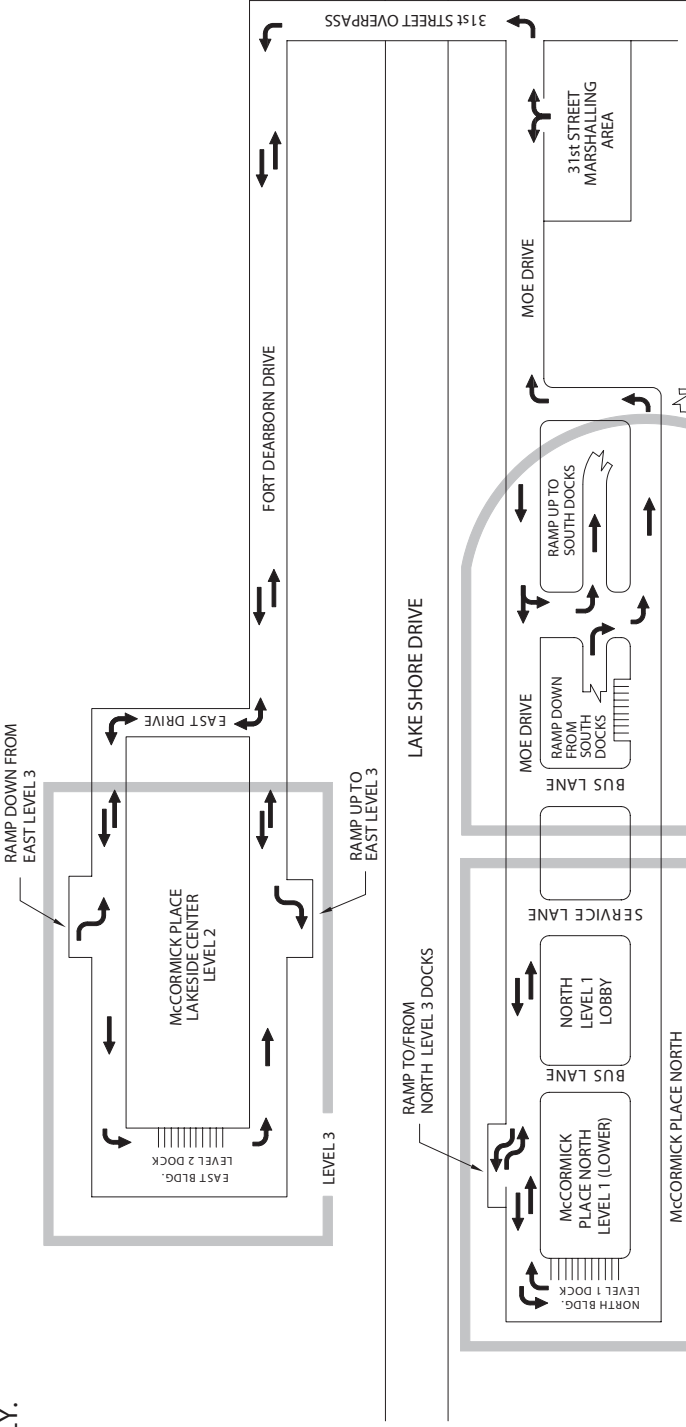
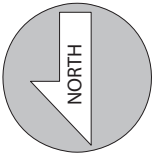
**F R E E M A N**

8201 West 47th Street  
 McCook, IL 60525  
 (773) 473-7080 • Fax (469) 621-5603  
 Email: [FreemanChicagoES@freeman.com](mailto:FreemanChicagoES@freeman.com)

**MCCORMICK PLACE  
 TRUCK TRAFFIC ROUTES**

**AUTOMOBILES & SMALL UTILITY VEHICLES LOADING AND UNLOADING**

**VEHICLES NEED NOT ENTER MARSHALLING YARD. THIS IS A REFERENCE POINT ONLY.**



**VEHICLE TRAFFIC TO LAKESIDE CENTER LEVEL 2 & LEVEL 3**

To reach the Lakeside Center (East Building), vehicles will leave the Marshalling Yard and travel over the 31st Street Overpass to Fort Dearborn Drive. This is the Frontage Road, East of Lake Shore Drive. Follow E2 & E3 directional signs.

**VEHICLE TRAFFIC TO NORTH BUILDING LEVEL 1 & LEVEL 3**

For McCormick Place North Levels 1 & 3, vehicles should proceed north out of the Marshalling Yard on Moe Drive to the stop sign. This is the Frontage Road, West of Lakeshore Drive. Follow N1 & N3 directional signs. A traffic coordinator will then direct all vehicles to the proper loading/unloading area.

**VEHICLE TRAFFIC TO SOUTH & WEST BUILDING LEVEL 3 DOCKS**

For McCormick Place South & West Level 3 Docks: From the marshalling area at 31st Street and Lake Shore Drive, take Moe Drive north. This is the Frontage Road, West of Lake Shore Drive. Follow S3 & W3 directional signs.

**Marshalling Yard Address: 3050 S. Moe Drive, Chicago, IL 60616**

**MCCORMICK PLACE  
VEHICLE TRAFFIC ROUTES**